



**cRU** <sup>us</sup> RoHS Compliant

E197852

22.2 x 16.5 x 10.9 mm

## Features

- Low Profile
- Small size and light weight
- Coil voltages up to 100VDC
- UL/CUL certified

## Contact Data

Contact Arrangement	1A = SPST N.O. 1C = SPDT
Contact Rating	1A: 16A @ 250VAC 1C: 10A @ 250VAC

Contact Resistance	< 50 milliohms initial
Contact Material	AgSnO <sub>2</sub>
Maximum Switching Power	300W
Maximum Switching Voltage	380VAC, 110VDC
Maximum Switching Current	16A

## Coil Data

Coil Voltage VDC		Coil Resistance Ω +/- 10%		Pick Up Voltage VDC (max) 75% of rated voltage	Release Voltage VDC (min) 10% of rated voltage	Coil Power W	Operate Time ms	Release Time ms
Rated	Max	.20W	.45W					
5	6.5	125	56	3.75	.5	.20 .45	8	5
6	7.8	180	80	4.50	.6			
9	11.7	405	180	6.75	.9			
12	15.6	720	320	9.00	1.2			
18	23.4	1620	720	13.50	1.8			
24	31.2	2880	1280	18.00	2.4			
48	62.4	9216	5120	36.00	4.8			
100	130.0	16600		75.00	10.0	.60		

## General Data

Electrical Life @ rated load	100K cycles, typical
Mechanical Life	10M cycles, typical
Insulation Resistance	100M Ω min. @ 500VDC
Dielectric Strength, Coil to Contact Contact to Contact	1500V rms min. @ sea level 750V rms min. @ sea level
Shock Resistance	100m/s <sup>2</sup> for 11 ms
Vibration Resistance	1.50mm double amplitude 10~40Hz
Terminal (Copper Alloy) Strength	10N
Operating Temperature	-40°C to +85°C
Storage Temperature	-40°C to +155°C
Solderability	260°C for 5 s
Weight	10g

### Caution

1. The use of any coil voltage less than the rated coil voltage may compromise the operation of the relay.

Specifications and availability subject to change without notice.

Dimensions shown in mm. Dimensions are shown for reference purposes only.

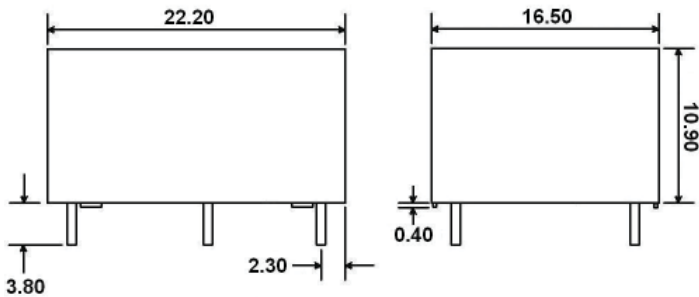
# J111

## Ordering Information

1. Series	J111	1A	S	12VDC	.45
J111					
2. Contact Arrangement	1A = SPST N.O. 1C = SPDT				
3. Sealing Option	S = Sealed				
4. Contact Voltage	5VDC 6VDC 9VDC 12VDC 18VDC 24VDC 48VDC 100VDC				
5. Coil Power	.20 = .20W (only available with 1A contact) .45 = .45W .60 = .60W (used with 100VDC coil only)				

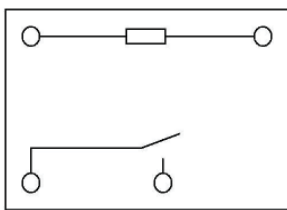
## Dimensions

Units = mm

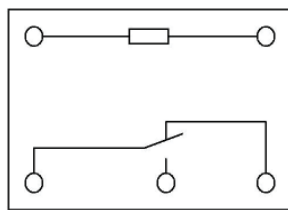


## Schematics & PC Layouts

Bottom Views



1A



1C

